


Alphabet Knowledge (AK)



Alphabet Knowledge = naming letters, writing letters, identifying sounds, and matching letters with their corresponding sounds.

Characteristics of Effective AK Instruction

1. Brief
2. Explicit
3. Allow for multiple exposures
4. Provide several opportunities to name the letters and say the sounds

Recommended AK Teaching Sequence

1. Show the letter
2. Say the letter and its sound
3. Have child(ren) say the letter
4. Have child(ren) say the sound

Recommended Sequence for Letter-Sound Instruction

START HERE →

a m t s i f d r o g l h u c

b n k v e w j p y T L M F D

I N A R E H G B x q z J Q

Guidelines for Teaching AK

- Introduce 3-4 letters at a time
- More useful letters should be introduced first
- Introduce lower case letters before upper case letters
- Introduce only one sound per letter initially
- Separate visually or auditorily similar letters

Auditorily Similar Sounds

/f/ and /v/ /k/ and /g/
/t/ and /d/ /m/ and /n/
/b/ and /d/ /i/ and /e/
/b/ and /p/ /o/ and /u/

Visually Similar Letters

b and **d** **h** and **n**
b and **p** **v** and **w**
q and **p** **n** and **r**
n and **m**

NOTES

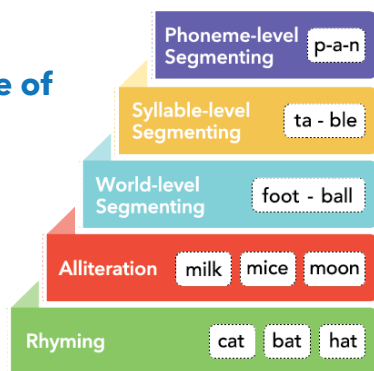
Phonological Awareness (PA)



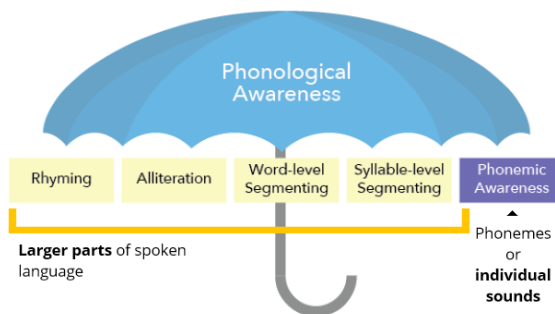
Phonological Awareness = identification and manipulation of the large and small parts of spoken language (i.e., sentences, words, syllables, and sounds).

General Developmental Sequence of Phonological Awareness Skills

*Segmenting, especially at the phoneme level, is more predictive of future reading than rhyming and alliteration.



Phonemic Awareness = manipulation of individual sounds in words (e.g., "The small parts of the word cat are /k//a//t/").



NOTES

Characteristics of Effective PA Instruction

1. Explicit
2. Multiple opportunities to practice
3. Feedback
4. Manipulatives, gestures, and visuals are helpful

Guidelines for Teaching PA

1. Focus on one skill at a time
2. Teach easier skills before harder skills (i.e., words > syllables > individual sounds)
3. Oral blending and segmenting should be taught together
4. Use the letters when teaching children to manipulate individual sounds

Recommended PA Teaching Sequence

Say the word > Model the skill > Practice skill together > Independent practice > Feedback